



SIMPLY THE BEST

LAWN MAINTENANCE AND
DEBRIS MANAGEMENT EQUIPMENT



ON THE JOB



You hear about “solid investments” all the time. But when everything depends on your equipment, “solid” actually means something: Safe, durable, efficient performance. Getting more done in less time. And, because you put your reputation on the line with every job, it means that choosing the best money can buy isn’t a question. It’s a statement—one you make just by using a mower that says, “SCAG.”

AT HOME



Why do you need the best mower money can buy? Because this gives you just as much pride as your “regular” job. You’re just as serious about getting it done with maximum quality, efficiency and safety. And truth be told, there’s only one reason you haven’t already switched careers: If you were a pro, having the best-looking lawn on the block just wouldn’t mean as much.





DETAILS MAKE THE **SCAG DIFFERENCE**



Velocity Plus™ Cutter Decks deliver an unmatched quality-of-cut and a wide, even discharge.



Heavy-duty Scag® spindles are the envy of the industry — Velocity Plus and Advantage decks.



Operator Suspension System with a coil-over shock provides incredible, adjustable comfort without affecting cut quality — Cheetah II™.



Hydraulic oil coolers and/or pump-cooling fans extend component life — most mower models, excluding V-Ride™ II 32"/36", SWZ and SW.



Heavy-duty driveshaft for solid, dependable power to the cutter deck — Turf Tiger™ II.



Service points are easily accessible to decimate downtime and maximize your productivity.




The Tiger Eye™ Advanced Monitoring System keeps a constant, real-time “eye” on important system functions on your Scag mower. Depending on the mower model and engine selection, a wide variety of systems are monitored in real time, giving you valuable information in just a glance, right from the operator's seat. The backlit panel makes viewing easy in all conditions, from direct sunlight to complete darkness.

WHAT IT MEANS TO BE **SIMPLY THE BEST**

Our product line is continually evolving to meet the changing demands of your work. Each machine is designed and engineered with precise attention to detail and quality control that borders on obsessive. We realize that a subpar weld or poorly designed component will eventually cause you unnecessary downtime. All Scag products are made with exceptional materials and are manufactured to the highest standards. We promise you a tough, dependable machine that's ready to go out and get the job done right. When you buy a Scag, you're not just buying a lawnmower, leaf blower or truck loader; you're investing in your livelihood.



Ground speeds up to 16 mph ensure high productivity — Cheetah II.



Tri-Plate construction on Velocity Plus deck provides superior strength — V-Ride II and select zero-turn riders.




All Scag blower and truck loader impellers are fabricated in-house, then dynamically balanced to ensure ultra-smooth performance and long service life.






VELOCITY PLUS



VELOCITY PLUS CUTTER DECK

Velocity Plus™ decks are legendary because of their proven performance and durability. No other deck leaves a smoother cut or channels and disperses clippings more evenly. The Velocity Plus deck combines a uniquely productive baffle design with the force of ultra-fast blade tip speeds to create a windstorm of air speed that disperses clippings far and wide. Professional cutters will tell you no other deck has that downright toughness or provides a better cut than the Scag® Velocity Plus Cutter Deck.

- The Scag Turbo Baffle increases discharge velocity and creates a fanning pattern of discharged clippings, dispersing them cleanly and evenly—virtually eliminating windrowing and clumping, even in heavy cutting conditions. The Turbo Baffle is standard on most V-Ride™ II models (excluding 32" and 36") and select zero-turn riders only (Turf Tiger™ II, Cheetah II™ and Tiger Cat® II).
- 48", 52", 61" and 72" Velocity Plus deck sizes available.
- Specially designed cutter blades stay sharper, longer.
- Extra-large discharge opening for maximum clipping dispersal.
- Dual 12", rear-mounted anti-scalp rollers provide additional turf protection; includes Turf Tiger II, Cheetah II and Tiger Cat II.
- Replaceable trim-side wear pad protects the deck and landscaping from scraping and impact damage (Velocity Plus and current Advantage decks).



Scag's patented Custom-Cut Baffle™ allows convenient adjustment of under-deck airflow for optimum performance under all conditions. Whether you are tackling difficult-to-cut grass or collecting leaves in the fall, you will be prepared to handle the job with ease.



Scag cutter decks deliver superior strength and performance. Three layers of high-strength steel create the nearly ½"-thick (0.485") Tri-Plate cutter deck top (V-Ride™ II and select zero-turn riders). Scag Velocity Plus and Advantage decks are backed with a 3-year, "no-crack" warranty.



The Scag Mulch Plate conveniently blocks off the discharge opening and allows you to easily mulch when needed. The bottom lip of the plate keeps grass in the cutting chamber longer for more thorough mulching and a clean, manicured finish. The Mulch Plate is a component of the Hurricane Mulch System and can also be purchased as a separate accessory.




Serrated Eliminator™ mulching blades have a high-lift, "double-cut" edge edge for quick and thorough shredding of grass clippings and debris. Eliminator blades are included with the Hurricane Plus™ and Hurricane Mulch Systems. They also can be ordered separately for use with the Mulch Plate.

AN INDUSTRY BENCHMARK

THE SCAG HEAVY-DUTY SPINDLE

- Heavy-duty, 1 1/8" -diameter shaft made of high-strength, hardened steel alloy.
- Matched set of tapered roller bearings provides up to 50% more load-carrying capacity than ball bearings.
- Top-mounted fitting for easy greasing.
- Grease relief valve prevents over-greasing.
- Secured with 5/16", grade-8 mounting hardware for superior strength.
- Three-year limited warranty (see page 57 for details).

Note: Patriot™, Freedom Z®, Liberty® Z and SWZT use a maintenance-free, sealed aluminum housing, ball-bearing spindle design.



THE SCAG VELOCITY PLUS

REAR-DISCHARGE CUTTER DECK

The 61" Velocity Plus Cutter Deck is available with rear discharge (RD) on the Scag Cheetah II. Same tough spindles and Tri-Plate deck top, same Scag toughness built in. The Velocity Plus RD deck is ideal for cemeteries, roadsides, medians and parking lots, or any location where side discharging is not allowed or is undesirable.



HURRICANE PLUS MULCH SYSTEM

The Hurricane Plus Mulch System features a patented design that takes mulching to a new level. With "Eye of the Hurricane" mulching plates, bolt-in baffles, special Eliminator mulching blades and a side-discharge block-off plate, the Hurricane Plus System cuts and recuts clippings into a fine mulch before dispersing them into the lawn.

The Hurricane Plus baffle design forces grass clippings to travel between the chambers for a more thorough mulching performance. Couple that with "Eye of the Hurricane" mulch plates that keep clippings in the path of the Eliminator blades, and this design ensures clippings are finely shredded and forcefully scattered down toward the soil, returning vital nutrients to the turf. Not only does this save you time and keep the lawn healthy, but it also benefits the environment by reducing landfill waste.

The Scag Hurricane Plus Mulch System fits all Velocity Plus decks. Hurricane Mulch Systems are also available for most newer Advantage decks, Patriot, Freedom Z, Liberty Z and the SWZT.





Actual product may differ from photo.

TURF *Tiger* II

AT HOME WHEREVER IT ROAMS

Working hard feels like hardly working with the top-of-the-line Turf Tiger™ II. When you need a machine that's tougher than any job you can throw at it, the Turf Tiger II is up to the challenge.

Engineered for exceptional durability, productivity and comfort, it tames any terrain without leaving its operator feeling whipped.



SCAG
POWER EQUIPMENT

TURF TIGER II



SCAG NATION PROFILE



JUSTIN N. / Centerburg, OH

■ SCAG OWNER FOR 3 YEARS / HOMEOWNER OPERATOR

■ WHY DID YOU CHOOSE SCAG?

It's the absolute epitome of American quality and craftsmanship.

■ FAVORITE FEATURE OF YOUR SCAG MOWER?

Velocity Plus Cutter Deck.



- High-strength, double-tube steel frame ensures a solid foundation for years of reliable service; replaceable front caster wheel weldment.
- Cutter deck driveshaft system provides consistent, reliable power and a wide cutting-height range; deck cutting heights range from 1½" to 6" in ¼" increments.
- Heavy-duty drive system features dual 16 cc pumps and high-torque wheel motors for responsive, dependable power.
- Up to 12 mph forward speed for maximum productivity.
- Large-capacity hydraulic system includes a large oil cooler to increase hydraulic component efficiency and extend system life; pump cooling fans further cool the hydraulic system.
- Fabricated, welded and reinforced Velocity Plus™ Cutter Deck is ultra-strong and true commercial-grade. Tri-Plate deck is nearly ½" thick.
- Large caster wheels feature tapered roller bearings in axles and pivots for long life; lip seal keeps grease in and dirt out.

- Flat-free caster tires reduce maintenance costs and keep you in the field, cutting grass.
- Large 26" drive tires deliver superior traction and a smooth ride.
- Command-Comfort Operator Station features unprecedented levels of adjustability and ergonomics. This individualized system fights fatigue and provides maximum comfort and convenience.
 - 4-point, rubber iso-mounted, torsion-spring suspension seat adjusts to operator's weight to provide superior comfort. Seat features full padding, forward/rearward adjustment, high back, adjustable armrests and adjustable back angle.
 - Quick-Fit™ steering control levers are fully adjustable to provide a custom fit for maximum comfort.
 - 3-position, deck-lift foot pedal allows individualized comfort for operators of all heights.
- Convenient cup holder keeps beverage within reach.



DIESEL ENGINE OPTION AVAILABLE

- ROPS (Roll-Over Protection System) is standard equipment, featuring low hinge point for easy transport and storage.
- Foot-operated parking brake allows the operator to apply the brake without removing hands from the steering controls. Ausco disc brakes for reliable performance.
- Ultra-low center of gravity makes the Turf Tiger™ II surefooted on a wide variety of terrain.
- Large-capacity, single fuel tank with a large, angled neck for easy filling. Tank provides hours of cutting without refueling; 12-gallon capacity. Tank is mounted under the seat to lower the center of gravity for better stability and handling.
- Tiger Eye™ Advanced Monitoring System keeps a constant, real-time “eye” on important system functions of the Turf Tiger II. (Specific functions vary by mower model and engine.)

Actual product may differ from photos.

FUEL INJECTION

MAXIMIZE POWER & REDUCE FUEL COSTS

The Scag® Turf Tiger II is available with an air-cooled Briggs & Stratton® Vanguard™ BIG BLOCK™ EFI engine. This engine is equipped with electronic fuel injection (EFI) to reduce fuel consumption and maximize power. The Turf Tiger II can also be outfitted with a Kawasaki® FD791D-DFI, FD850D-DFI (digital fuel injection) or Propane-Powered Kohler® Command PRO® EFI engine that optimizes fuel economy and maximizes your profitability.




Dual 16 cc Hydro-Gear pumps power this dependable drive system. Pump shock valves ensure reliability and long life. Cooling fans help maintain safe operating temperatures.



Heavy-duty driveshaft delivers solid, dependable power to the cutter deck. Specially engineered for ease of maintenance.



Operator-friendly instrument panel includes a conveniently located ignition switch, cutter-deck engagement switch, choke, throttle controls and Tiger Eye Advanced Monitoring System.



Oil cooler keeps hydraulic temperatures low for efficient operation, added reliability and long component life.



Actual product may differ from photo.

CHEETAH II

MORE PREY PER DAY

In your world, where it takes a killer instinct to stay on top, “job” is just another word for “prey.” Swift, nimble, powerful and precise, the Cheetah II™ devours more work faster—all while providing an unmatched quality-of-cut and incredible operator comfort.



SCAG
POWER EQUIPMENT

CHEETAH II



SCAG NATION PROFILE



CHRIS G. / East Granby, CT

■ SCAG OWNER FOR 2 YEARS / COMMERCIAL OPERATOR

■ WHY DID YOU CHOOSE SCAG?

I chose Scag because they are "Simply the Best." Very well built and strong mower. Not only can you mow fast and efficiently, but you can do it while getting an outstanding clean cut and stripes.

■ HOW DOES OWNING A SCAG IMPROVE YOUR BUSINESS?

Owning a Scag has improved my business by offering better quality to my customers and growing my clientele.



- Quick-Fit™ steering control levers, the Operator Suspension System and a spacious footplate reduce fatigue for comfortable operation.
- Double-tube mainframe makes the Cheetah II™ tough, durable and dependable year after year.
- Extra-low center of gravity gives the Cheetah II surefooted stability on a wide variety of terrain.
- Fabricated, welded and reinforced Velocity Plus™ Cutter Deck is ultra-strong and truly commercial-grade. Tri-Plate deck top is nearly ½" thick.

- Two engine options: Kawasaki® FX or Briggs Vanguard™ EFI.
- Dual tanks provide up to a 13-gallon fuel capacity to keep you mowing for hours, ensuring better productivity.
- Heavy-duty Ogura GT5 (350 ft lb) clutch; adjustable air gap for long service life.
- Adjustable, three-position steering-lever-dampener mounting lets you customize the feel and responsiveness of the controls for easier operation.
- Convenient cup holder keeps beverage within reach.



OPERATOR SUSPENSION SYSTEM



Isolates the operator station from the effects of rough terrain. A coil-over shock provides effective suspension action right where it's needed, and only where it's needed, for a smooth ride. Adjust the suspension system on the fly from firm to soft with a selection of five settings to match your personal preference.

This ultra-simple design utilizes only three moving parts to cushion the operator while maintaining the structural integrity of the mower's frame. Most importantly, this suspension system has no negative effect on the quality-of-cut.



The comfortable, contoured seat features rubber iso-mounts at four points to absorb vibration and increase comfort.



Two-speed ZT-5400 transaxle lets you choose either Low Range to travel up to 12 mph or High Range for up to 16 mph.



Operator-friendly instrument panel includes a conveniently located ignition switch, cutter-deck engagement switch, choke, throttle controls and Tiger Eye Advanced Monitoring System.

- Foot-operated parking brake allows the operator to apply the brake without removing hands from the steering controls.
- Dual integrated Hydro-Gear transaxles give you responsive, dependable power; a cooling fan on each unit keeps operating temperatures low.
- Large-capacity hydraulic system increases component efficiency and extends system life.
- Extra-large drive tires provide dependable traction and a smooth ride.
- 6"-wide, flat-free front caster tires have tapered roller bearings in the axles and pivots for long life; lip seals keep grease in and dirt out.
- Tiger Eye™ Advanced Monitoring System keeps a constant, real-time "eye" on important system functions of the Cheetah II. (Specific functions vary by mower model and engine.)
- Integrated tie-down locations make securing the Cheetah II on a trailer simple.

Actual product may differ from photos.



Actual product may differ from photo.

TIGER CAT II

INSTINCTIVE PERFORMANCE

The sure-footed and nimble Tiger Cat II makes full use of its compact footprint and powerful engine to get into, around and out of tight spaces quickly. Easily adjustable and extremely durable, it puts you in the catbird seat toward increased profitability.



SCAG
POWER EQUIPMENT

TIGER CAT II



SCAG NATION PROFILE



HEATH R. / Bakersville, NC

■ SCAG OWNER FOR 25 YEARS / COMMERCIAL OPERATOR

■ HOW DOES OWNING A SCAG IMPROVE YOUR BUSINESS?

I know that my crews will be out cutting and not sitting at the shop with breakdowns.

■ FAVORITE FEATURE OF YOUR SCAG MOWER?

Durability.



- Heavy-duty, tubular-steel frame provides a solid foundation for years of reliable service; replaceable front caster wheel weldment.
- Fabricated, welded and reinforced Velocity Plus™ Cutter Deck is ultra-strong and truly commercial-grade. Tri-Plate deck is nearly ½" thick.
- Powerful drive system features dependable design, while dual 12 cc pumps and high-torque, cast-iron wheel motors ensure reliable power.
- Up to 12 mph forward and 5 mph reverse ground speeds make quick work of tough jobs.
- Low center of gravity delivers sure footing on a variety of terrain.
- Torsion-spring suspension seat adjusts to operator's weight to provide superior comfort. Seat features full padding, forward/rearward adjustment, high back, adjustable armrests and adjustable back angle.
- 4-point, rubber iso-mounting provides additional comfort to the seat.

- Large 24" drive tires ensure solid traction and curb-climbing ability.
- 9.5-gallon approximate fuel capacity for hours of cutting time. Large fuel tank filler neck allows for quick refueling. Fuel tank features a molded-in cup holder for extra convenience.
- Foot-operated parking brake allows the operator to apply the brake without removing hands from the steering controls. Ausco disc brakes for reliable performance.
- Large flat-free caster wheels feature tapered roller bearings for long life. Lip seals keep grease in and dirt out.
- Tough idler pulley system features all-steel pulleys, high-quality bearings and pulley-bearing debris guards for long, reliable service.
- Tiger Eye™ Advanced Monitoring System keeps a constant, real-time "eye" on important system functions of the Tiger Cat® II. (Specific functions vary by mower model and engine.)



- A variety of accessories are available for the Tiger Cat II, such as:
 - Grass Catchers.
 - Mulching Systems.
 - Trailer Hitch.
 - Tiger Striper.
 - Chrome Wheel Covers.
 - LED Light Kit.
 - Operator-Controlled Discharge Chute (OCDC).

See page 68 for additional options.

- User-friendly design provides simple operation and allows easy access for maintenance.
- Air-filtration systems ensure clean engine air for maximum power and long life; heavy-duty remote canister filter on Kawasaki® FX, Kohler®, and Briggs Vanguard™ engines.
- All Tiger Cat II models include standard twin-stick steering controls, flat-free front caster tires and foldable Roll-Over Protection System (ROPS).

Actual product may differ from photos.




Operator-friendly instrument panel includes a conveniently located ignition switch, cutter-deck engagement switch, choke, throttle controls and Tiger Eye Advanced Monitoring System.



High-torque, cast-iron wheel motors ensure dependability. Heavy-duty drive system is designed for reliability.




Heavy-duty Ogura GT3.5 clutch features 250 ft lb of holding strength. Adjustable air gap for long life.



Entire foot plate area lifts to provide complete access to the top of the deck for easy servicing.



Adjustable, 3-position, deck-lift foot pedal makes changing the height-of-cut fast and easy. Adjusts from 1" to 5" in 1/4" increments.



Rugged 12 cc hydraulic pumps feature pressure-relief valves and top-mounted fans for added reliability and longer life.





Actual product may differ from photo.

PATRIOT



FLY WITH PRIDE

Our colors will always be red, white and blue, but the Patriot™ adds one more: green. It's built for making it. And it's built for saving it.

Value-priced for the lawn care professional, the Patriot will have your customers—and their neighbors—standing at attention.



SCAG
POWER EQUIPMENT

PATRIOT



**SCAG NATION
PROFILE**



NATE H. / Pinckney, MI

■ **SCAG OWNER FOR 1 YEAR / HOMEOWNER**

■ **WHY DID YOU CHOOSE SCAG?**

Quality of components and build quality. "Simply the Brave" promotion.

■ **FAVORITE FEATURE OF YOUR SCAG MOWER?**

Cut quality and the underside of the deck stays clean.



- 52" or 61" cutter deck with anti-scalp rollers provides a beautiful quality-of-cut.
- Sealed, aluminum spindles with ball bearings deliver maintenance-free, high-performance operation; ½"-thick mounting flange.
- Torsion-spring suspension seat is easily adjustable and delivers a high level of operator comfort.
- Low-maintenance mower design reduces grease points for operator convenience.
- 6.5-gallon total fuel capacity maximizes refueling intervals to save time and get the job done fast. Large, angled fuel neck for easy filling.
- Cup holder and storage tray built into fuel tank for operator convenience.
- Innovative height-of-cut adjustment is quick and conveniently adjusts in ¼" increments.

- Self-adjusting belt systems keep belts in constant, proper adjustment for long life.
- Commercial-grade, powder-coat paint for an attractive, professional finish and increased durability.
- Digital hour meter features preprogrammed maintenance reminders.
- Highly flexible discharge chute will not dent and is easy on the landscape.
- Low-profile, foldable Roll-Over Protection System (ROPS).
- Hydro-Gear ZT-3100® (SPZ52) or ZT-3400® (SPZ61) hydro transaxles (2 independent units with charge pumps and all-metal gears) deliver smooth drive power while spin-on oil filters provide easy maintenance.
- Extra-low center of gravity for maximum stability over challenging terrain.
- Ground speeds up to 10 mph (SPZ61) or 8.5 mph (SPZ52) for maximum productivity.



Powerful Kawasaki® FX V-Twin or Kohler® Command PRO® engine options up to 25 hp provide smooth, reliable power.



Convenient operator station puts the mower controls within easy reach.



Cutter-deck-lift foot pedal is spring-assisted and makes raising the cutter deck smooth and easy.



Pierced, extruded-steel footplate is rubber iso-mounted for enhanced comfort.

- Large front caster tires and extra-large 22" (SPZ52) or 24" (SPZ61) drive tires for solid traction and a smooth ride.
- Foot-operated parking brake activates a disc brake system; Ausco disc brakes for reliable performance.
- Rubber iso-mounted footplate for increased operator comfort.
- Adjustable height-of-cut from 1½" to 5" in ¼" increments.
- 2-year commercial or 3-year/500-hour non-commercial mower warranty. See the Scag® Limited Warranty Statement for complete details.



Four-corner deck-leveling system ensures easy cutter-deck adjustments for an even cut.



Ogura GT2 (108 ft lb) PTO clutch brake for easy deck engagement. Adjustable internal air gap for long life.

Actual product may differ from photos.



Actual product may differ from photo.

FREEDOM **Z**

 *USA* **SCAG**

THE PERFECT SWITCH HITTER

Commercial-quality through and through, the Freedom Z® is just as comfortable on a contractor's trailer as it is in a homeowner's garage. Combining durability and affordability, the Freedom Z is ideal for contractors who need a value-priced machine with Scag® durability or large-acreage homeowners who want professional comfort, performance and cut quality.



SCAG
POWER EQUIPMENT

FREEDOM Z



SCAG NATION PROFILE



WILL K. / Omaha, NE

■ **SCAG OWNER FOR 29 YEARS / COMMERCIAL OPERATOR**

■ **WHY DID YOU CHOOSE SCAG?**

Scag is an innovator when it comes to commercial mowers.

■ **FAVORITE FEATURE OF YOUR SCAG MOWER?**

Best feature about all my Scag products is their ultra-reliability.



- 48" or 52" cutter deck with anti-scalp rollers provides a beautiful quality-of-cut.
- Sealed, aluminum spindles with ball bearings deliver maintenance-free, high-performance operation; ½"-thick mounting flange.
- Comfortable, thick-cushioned seat is easily adjustable and delivers a high level of operator comfort.
- Low-maintenance mower design reduces grease points for operator convenience.
- 6.5-gallon total fuel capacity maximizes refueling intervals to save time and get the job done fast.
- Cup holder and storage tray built into fuel tank for operator convenience.
- Innovative height-of-cut adjustment is quick and conveniently adjusts in ¼" increments.
- Easy-to-read fuel gauge adds convenience.
- Adjustable height-of-cut from 1" to 4½" in ¼" increments.
- Interlocked parking brake system prevents movement when parked on slopes. The mower will not operate with the brake on, preventing premature brake wear.
- Self-adjusting belt systems keep belts in constant, proper adjustment for long life.
- Hydro-Gear ZT-2800® hydro transaxles (2 independent units with charge pumps and all-metal gears) deliver smooth drive power while spin-on oil filters provide easy maintenance.
- Large front caster tires and 20" drive tires for solid traction and a smooth ride.
- Digital hour meter features preprogrammed maintenance reminders to help you keep your mower running great.



- Ground speeds up to 8 mph for high productivity.
- Highly flexible discharge chute will not dent and is easy on the landscape.
- Low-profile, fixed-position Roll-Over Protection System (ROPS). Foldable ROPS option available as an accessory.
- Extra-low center of gravity for maximum stability over challenging terrain.
- Commercial-grade powder-coat paint for an attractive, professional finish and increased durability.
- 3-year/500-hour non-commercial or 1-year commercial mower warranty. See the Scag® Limited Warranty Statement for complete details.

Actual product may differ from photos.



Powerful V-Twin engine options up to 24 hp provide smooth, reliable power.



Convenient operator station puts the mower controls within easy reach.



Cutter-deck-lift foot pedal is spring-assisted and makes raising the cutter deck smooth and easy.



Pierced, extruded-steel footplate for enhanced comfort.



Four-corner deck-leveling system ensures easy cutter-deck adjustments for an even cut.



Ogura GT1 (74 lb) PTO clutch brake for easy deck engagement. Adjustable internal air gap for long life.



Actual product may differ from photo.

★LIBERTY★ Z

 USA **SCAG**

HOME IS WHERE THE PERFECTLY MOWED LAWN IS

Designed and built alongside our top-of-the-line commercial machines, this residential-grade mower delivers the quality and durability the pros rely on every day without breaking the homeowner's bank. Featuring many of the same components as our professional models, the Liberty® Z will give you a whole new appreciation for your property.



SCAG
POWER EQUIPMENT

LIBERTY Z



SCAG NATION PROFILE



KYLE C. / Mount Vernon, IL

■ SCAG OWNER FOR 17 YEARS / RESIDENTIAL OPERATOR

■ WHY DID YOU CHOOSE SCAG?

I couldn't be happier with the results of such a great machine.



- Low-maintenance mower design reduces grease points for owner convenience.
- Fully fabricated and welded 36", 48", 52" or 61" cutter deck with anti-scalp rollers provides a beautiful quality-of-cut. This is the same proven deck design found on the Freedom Z® and Patriot™ models.
- Ground speeds up to 7 mph for high productivity.
- Hydro-Gear ZT-2800® or ZT-3100® (61" model) hydro transaxles (2 independent units with charge pumps and all-metal gears) deliver smooth drive power and feature spin-on oil filters for easy maintenance.
- Extra-low center of gravity for maximum stability.
- Large 11" front caster tires and 20" drive tires for solid traction and a smooth ride.
- Sealed, aluminum cutter deck spindles with ball bearings deliver maintenance-free, high-performance operation; ½"-thick mounting flange for incredible strength.
- Self-adjusting belt systems keep belts in constant, proper alignment for long life.
- Easy access to the engine oil drain and filters for quick and simple maintenance.
- Powder-coat paint for a showroom-quality finish and increased durability.
- Full-featured instrument panel with all controls within convenient reach of the operator.
- Digital hour meter features preprogrammed maintenance reminders to help you keep your mower running great.
- Large-diameter, padded, adjustable steering levers for ergonomic operation.
- Highly flexible discharge chute will not dent and is easy on the landscape.
- Wide, spacious foot plate with extruded traction pattern for safe traction while getting on and off the mower.



SZL36-18FR shown.

- Fuel capacity of up to 5.5 gallons (48", 52" and 61" models) maximizes refueling intervals to save time and get the job done fast. Cup holder built into fuel tank for operator convenience.
- Cushioned, contoured and bolstered seat delivers a high level of comfort. Equipped with standard armrests (48", 52" and 61" models) to provide stability and comfort no matter how long the job.
- 5-year/750-hour non-commercial mower warranty. See the Scag® Limited Warranty Statement for details.
- A variety of accessories are available to meet your specific needs, such as:
 - 2-Bag Grass Collection System.
 - Hurricane Mulch System.
 - LED Light Kit.
 - Trailer Hitch.
 - Deck Transport Latch.

See page 68 for additional options.

Actual product may differ from photos.




Cushioned and bolstered seat is adjustable and delivers a high level of comfort. Standard armrests on 48", 52" and 61" models.



Powerful Kawasaki® FR V-Twin or Kohler® 7000 Series engine options provide smooth, reliable power. Protected by a heavy-duty rear engine guard.



Heavy-duty, tubular-steel frame provides a solid foundation for years of reliable service.



Easy-to-use height-of-cut adjustment is quick and conveniently adjusts from 1½" to 4½" in ¼" increments. Optional Deck Transport Latch is available.



Add a 2-Bag Grass Collection System to your Liberty® Z mower to give your lawn a pristine, clipping-free finish.



Actual product may differ from photo.

V-RIDE II

TAKE A STAND FOR PROFITABILITY

Combining exceptional stability and comfort with unrivaled performance and durability, the V-Ride™ II is the standout among stand-on mowers. Easy to maintain and fuel-efficient, it gets the job done day after day, year after year.



SCAG
POWER EQUIPMENT

V-RIDE II



SCAG NATION PROFILE



SHANE H. / Clear Lake, IA

■ SCAG OWNER FOR 3 YEARS / COMMERCIAL OPERATOR

■ FAVORITE FEATURE OF YOUR SCAG MOWER?

My favorite feature is definitely the deck. I've never operated another mower that has a deck that stays so clean in all conditions and stripes so well. It has really helped me to stand out from my competition.



- Spacious operator platform with coil-spring suspension delivers a smooth ride and reduces operator fatigue.
- Scag® heavy-duty cutter deck spindles with 1 1/8" hardened-steel shaft, cast-iron housing and greaseable, tapered roller bearings provide reliable strength. Spindles covered by a 3-year warranty.
- Strong, reliable Ogura PTO clutch engages and disengages the blades quickly and easily with adjustable air gap for long life.
- Powerful and efficient Kawasaki® engines provide smooth, reliable power. Kohler® EFI and Briggs Vanguard™ EFI engine options deliver exceptional efficiency and dependable performance.
- Heavy-duty canister air filter available on Kawasaki FX, Kohler EFI, and Briggs Vanguard engines.
- Heavy-duty steel frame construction ensures a solid foundation for long life.
- Built-in tie-down points allow for quick and easy transport.
- Large drive tires provide surefooted traction: 20" tires on the 32" and 36" models; 24" tires on the 48", 52" and 61" models.
- Rugged dual hydraulic drive system delivers dependable power with 12 cc Hydro-Gear pumps with cooling fans; 10 cc pumps on 32" and 36" V-Ride™ II.
- Productive ground speeds help get the job done fast: up to 10.5 mph on most models; up to 8.5 mph on 32" and 36" models.
- Large 8-gallon fuel tank (6.75-gallon fuel tank on the 36" and 5-gallon on the 32" models). All models feature large, angled filler neck and fuel gauge for operator convenience.
- Flat-free (semi-pneumatic) front caster tires eliminate downtime and expense caused by flat tires.
- Tiger Eye™ Advanced Monitoring System keeps a constant, real-time "eye" on important system functions of the V-Ride II. (Specific functions vary by mower model and engine. Not available on 32" or 36" models.)



The new ultra-compact 32" V-Ride II model allows you to access gated areas with ease.


- 32" and 36" Advantage or 48", 52" or 61" Velocity Plus™ Cutter Deck provides an unmatched quality-of-cut and a wide, even discharge. Tri-Plate deck tops on 36"-61" models are nearly ½" thick.
- The V-Ride II is covered by a strong 2-year commercial or 3-year/500-hour non-commercial mower warranty. See the Scag® Limited Warranty Statement for details.
- A variety of accessories are available for the V-Ride II, such as:
 - 2-Bag Spindle-Driven Grass Catcher.
 - Side-Mounted Fabric Grass Catcher.
 - Hurricane Plus™ Mulch System.
 - Blade Buddy™.
 - Operator-Controlled Discharge Chute (OCDC).
 - LED Light Kit.

See page 68 for additional options.

Actual product may differ from photos.



Ergonomic operator controls provide incredible ease-of-use along with maximum comfort. Intuitive control design minimizes learning curve for new operators.



Easily change cutting heights in the field with no tools (1½" to 4½" in ¼" increments). Deck can be lifted from the operating position with the pull of a spring-assisted lever.



Easy-to-reach, full-featured instrument panel has ignition key, cutter-deck engagement switch, drive and neutral lever, throttle, choke and Tiger Eye Advanced Monitoring System. (Tiger Eye not available on 32" and 36" V-Ride II models.)



Extra-large comfort cushion allows for comfortable operation, hour after hour.



Comfort cushion and lower panel are removable to allow quick and easy service access to the hydraulic system.

SCAG
POWER EQUIPMENT

SWZ



HYDRO-DRIVE WALK-BEHIND SIMPLE & EFFICIENT DESIGN

Hydraulic power and simple design combine to make the SWZ the most efficient and easy-to-handle walk-behind you can buy. The SWZ has all the features Scag® mowers are famous for: tough, durable components for long life and heavy-duty cutter decks that deliver an unmatched cut.

- Heavy-duty Advantage and Velocity Plus™ Cutter Decks are constructed for outstanding durability (52" and 61" decks are made with a 10-gauge top and 7-gauge skirt, 36" and 48" decks are constructed of 7-gauge steel).
- Tough spindle assembly features a cast-iron housing with a heavy-duty flange secured with $\frac{5}{16}$ ", grade-8 mounting hardware. Tapered roller bearings add 50% more load-carrying capacity than ball bearings. Covered by a 3-year limited warranty.
- Productive ground speeds up to 7.4 mph get the job done fast.
- Large 5.5-gallon fuel tank features molded-in cup holder and large filler neck.
- Convenient instrument panel puts controls at operator's fingertips. Panel has key, cutter-deck-engagement switch, choke and throttle. SWZ also includes tracking adjustment, parking brake, forward-speed lever and digital hour meter.
- Fixed cutter deck adjusts from $1\frac{3}{4}$ " to $4\frac{1}{2}$ " in $\frac{1}{4}$ " increments.
- Large 16" drive wheels feature rounded edges for better flotation and less turf tearing.
- Flat-free (semi-pneumatic) front caster tires reduce maintenance costs and keep you in the field, cutting grass.
- Nylon hydraulic fluid reservoir features a large surface area to keep operating temperatures low.

SCAG NATION PROFILE



SCOTT D.

- SCAG OWNER FOR 2 YEARS
- RESIDENTIAL OPERATOR
- WHY DID YOU CHOOSE SCAG?
Changing/sharpening blades. I helped my neighbor change the blades on his [other brand] walk-behind, and it was a bear compared to my Scag. Also the reliability.




- Brake interlock switch prevents operation of unit with parking brake on.
- Hydro transmission belt is self-adjusting to save maintenance time and extend belt life.
- Belt cover has easy-access holes to reach the top spindle nuts for blade removal.
- Flexible discharge chute will not dent and is easy on landscaping.

Actual product may differ from photos.



Spring-assisted EZ-Grip design reduces hand force required to operate drive controls for maximum operator comfort.



Declutch cold-start feature enhances cold-weather starting. It uses a large, easy-to-pull chain that locks into a slot in the engine deck to relieve pump pressure.



Adjust-A-Trac tool is conveniently mounted on the engine deck for quick and easy neutral and tracking adjustments in the field.



Dependable Ogura clutch engages and disengages the blades quickly and easily. Adjustable air gap for long life.





BELT-DRIVE WALK-BEHIND

SIMPLE & EASY-TO-SERVICE DESIGN

Simple-to-maintain belt-drive design and five-speed transmission makes the SW easy to service and operate. Economical, durable and productive, the SW Walk-Behind provides years of dependable operation and an outstanding return on investment.

- Heavy-duty Advantage and Velocity Plus™ Cutter Decks are constructed for outstanding durability (52" decks are made with a 10-gauge top and 7-gauge skirt; 32", 36" and 48" decks are constructed of 7-gauge steel).
- Large drive wheels feature rounded edges for better flotation and less turf tearing.
- Large 5.5-gallon fuel tank features molded-in cup holder and large filler neck.
- Tough spindle assembly features a cast-iron housing with a heavy-duty flange secured with $\frac{5}{16}$ " grade-8 mounting hardware. Tapered roller bearings add 50% more load-carrying capacity than ball bearings. Covered by a 3-year limited warranty.
- Fixed cutter deck adjusts from $1\frac{3}{4}$ " to $4\frac{1}{2}$ " in $\frac{1}{4}$ " increments.
- Flat-free (semi-pneumatic) front caster tires reduce maintenance costs and keep you in the field, cutting grass.
- Full commercial-grade construction ensures years of productive use.

SCAG NATION PROFILE



JOEL D. / Kokomo, IN

- SCAG OWNER FOR 3 YEARS
- COMMERCIAL OPERATOR
- WHY DID YOU CHOOSE SCAG?
They're built strong and deliver a beautiful, precise cut.
- HOW DOES OWNING A SCAG IMPROVE YOUR BUSINESS?
Owning Scag mowers has made our clients happier with their lawn by giving their lawns a great cut!



- Productive ground speeds up to 6 mph get the job done fast.
- Convenient instrument panel puts controls at operator's fingertips. Panel has key, cutter-deck-engagement switch, choke, throttle and digital hour meter.
- Belt cover has easy-access holes to reach the top spindle nuts for blade removal.
- Flexible discharge chute will not dent and is easy on landscaping.

Actual product may differ from photos.



Dependable Ogura clutch engages and disengages the blades quickly and easily. Adjustable air gap for long life.



Five-speed Peerless transmission features nine-spline coupler shafts for durability and a wide selection of forward ground speeds.



Spring-assisted EZ-Grip design reduces hand force required to operate drive controls for maximum operator comfort.





HYDRO-DRIVE WALK-BEHIND **COMFORTABLE & DEPENDABLE OPERATION**

- Large 18" drive tires and 9" front caster tires for stability.
- Ground speeds up to 7 mph forward and 3 mph in reverse get the job done fast.
- Available with a Kawasaki® FS series engine for smooth, reliable power. Convenient oil drain access for easy maintenance.
- Large 5.5-gallon fuel tank features molded-in cup holder and large filler neck for convenience; built-in fuel gauge.
- Adjustable height-of-cut from 1½" to 4½" in ¼" increments.
- Extra-strong, fully fabricated and welded steel cutter deck; 36", 48", 52" or 61" floating deck design provides a beautiful quality-of-cut.
- Sealed, aluminum spindles with ball bearings deliver maintenance-free, high-performance operation; ½"-thick mounting flange for strength.
- Strong, reliable Ogura PTO clutch engages and disengages the blades quickly and easily. Adjustable air gap for long life and reduced maintenance costs.

SCAG NATION PROFILE



BRYAN A. / Shelton, CT

- SCAG OWNER FOR 1 YEAR
- 5 SCAGS IN FLEET
- COMMERCIAL OPERATOR
- FAVORITE FEATURE OF YOUR SCAG MOWER?

Top-notch overall performance.



- 3-year/500-hour non-commercial or 2-year commercial mower warranty. See the Scag® Limited Warranty Statement for complete details.
- Easy-to-reach, full-featured instrument panel has ignition key, cutter-deck-engagement switch, speed-selection lever, throttle, choke and digital hour meter.
- Brake interlock switch prevents operation of unit with parking brake on.

Actual product may differ from photos.



ERGONOMIC CONTROL SYSTEM

Ultra-comfortable, ergonomic control system designed to make operation easy, hour after hour. The controls not only contour to the natural angles of your extended arms but are placed to keep your hands out of harm's way when mowing next to trees and bushes. Unitized handle construction provides added strength.



Innovative, rider-style height-of-cut adjustment is quick and convenient.



Dual hydraulic ZT-2800® transaxles with cooling fans and steel fan covers allow independent, amazingly smooth and positive power to each wheel; two independent units with charge pumps and all-metal gears. Rear skid plate protects the underside and transaxles from impact damage.



Dependable Ogura clutch engages and disengages the blades quickly and easily. Adjustable air gap for long life.





LOOKS GOOD. FEELS BETTER.

WORKS BEST.

“Simply the Best” is easy to claim, but not so easy to prove. Through time-tested engineering and precision craftsmanship, Scag® has proven for decades that greatness doesn’t need to be overly complicated. Instead of masking poor quality with flashy bells and whistles, we focus on the fundamentals—strong welds, tight tolerances, easy-to-use controls and exceptional materials to give you rugged simplicity and no-nonsense practicality.





WINDSTORM[®]

BLOW TOUGH JOBS AWAY

Turn up the dial on horsepower and productivity with the Scag Windstorm[™]. Featuring an ultra-compact, stand-on design—it gives you the agile maneuverability you need in tight spaces. And for even more versatility, its exclusive, multi-directional air output lets you direct airflow exactly where you need it on the fly. All powered by a 37 hp, fuel-injected Briggs Vanguard[™] BIG BLOCK[™] engine—the Windstorm is designed to take tough jobs and do just one thing: blow them away.



SCAG
POWER EQUIPMENT

WINDSTORM



SCAG NATION PROFILE



TEXAS LAWN PROS / Rockport, TX

- SCAG OWNER FOR 12 YEARS / COMMERCIAL OPERATOR / 7 SCAGS IN FLEET
- WHY DID YOU CHOOSE SCAG?

This RV park used to take 6-7 guys 30 minutes to blow all the roads and lots off. With the Windstorm, it takes 1 man 20 minutes on this beast. That's 3 hours labor saved on 1 property. This Windstorm pays for itself, guys and gals.



- Massive air output of up to 6,000 effective CFM* (7,500 theoretical peak CFM**) provides incredible ground-clearing force on a variety of surfaces and applications.
- Heavy-duty blower construction ensures years of dependable service and worry-free productivity.
 - Impeller: 23" steel, 8-blade, dynamically balanced
 - Impeller Mounting: Tapered locking hub
- Rugged, dual hydraulic drive system delivers dependable power with 12 cc Hydro-Gear pumps and 14 ci Parker wheel motors.
- Large capacity hydraulic system includes pump cooling fans which help lower hydraulic system temperatures for added reliability and longevity.
- Productive ground speeds help get the job done fast: up to 10.5 mph.
- Large 8-gallon fuel tank features large, angled filler neck and fuel gauge for operator convenience.
- Powerful and efficient 37 hp Briggs Vanguard™ BIG BLOCK™ EFI engine delivers huge power, along with exceptional efficiency and dependable performance.
- Strong, reliable Ogura PTO clutch engages and disengages the blower quickly and easily; adjustable air gap for long life.
 - Ogura's patented Softstart Electric Clutch Controller ensures smooth engagement to reduce wear and improve lifespan of belts and mechanical parts, and eliminates potential engine stall and RPM droop.
- Wide stance and minimal length optimizes the machine's overall maneuverability and stability.
- Large 24" drive tires provide surefooted traction.
- Flat-free (semi-pneumatic) front caster tires eliminate downtime and expense caused by flat tires.
- Front and rear tie-down points for easy trailering.
- Strong warranty: 2-year commercial/2-year non-commercial/90-day rental limited warranty coverage against manufacturing defects.
- A variety of accessories are available for the Windstorm®, such as: LED Light Kit and Chrome Wheel Covers.


NOZZLE DIRECTION SYSTEM

Scag's exclusive NDS (Nozzle Direction System) provides unprecedented control of the air discharge tilt and rotation.

Quick and easy control via fingertip switches:



A convenient mechanical lever gives convenient access to 16 degrees of vertical tilt adjustment. Lowering the tilt angle helps loosen and blast stubborn debris. Raising the tilt angle reduces blowback.



Two switches allow for automatic left/right horizontal rotation or manual rotation adjustment; 180 degrees of rotation, left to right. Unlike other stand-on blowers, Scag's innovative NDS design ensures maximum air output in any direction in which the nozzle is aimed.

WINDSTORM

Model	WS23-37BV-EFI
Impeller Diameter	23"
HP	37
Engine	B&S Vanguard EFI

See full specifications on page 64.

* *Effective CFM: Calculation obtained by applying accepted engineering methods of measuring overall average airflow volume. This is the default figure published by Scag® for all of its blowers and truck loaders. Learn more at www.scag.com/cfm_testing.html*

** *Theoretical Peak CFM: Figure derived by assuming the highest single-point measurement obtained during testing would apply to the overall airflow volume calculation. This figure is published by some other brands of blowers as their default "CFM" measurement.*



Ergonomic drive-control lever design provides incredible ease-of-use.



Easy to reach, full-featured instrument panel for easy viewing and operation.



Removable cushion and lower panel allow quick and easy service access, while a spacious operator platform with coil-spring suspension provides a smooth ride.



The Tiger Eye Advanced Monitoring System keeps a constant, real-time "eye" on important system functions of your Windstorm. The system features blue backlighting for low-light conditions, yet has high-contrast visibility in full sunlight. IP67-rated water- and dustproof with a scratch-resistant lens for worry-free performance in any conditions.

Systems monitored*: Operator presence, PTO and parking brake circuits; safety interlock module, hour meter and volt meter/charging system.

An optional Air Filter Service Indicator accessory is available.

*Systems monitored may vary by engine.



SCAG
POWER EQUIPMENT

WHEELED BLOWERS **GET ON A ROLL**

Nimble and powerful, Scag® Power Equipment Wheeled Blowers clear surfaces with ease and efficiency. These low-maintenance blowers run smoothly and dependably on any surface, whether it's a yard, golf course or city park. With multiple options to choose from, the leaves won't be the only ones blown away.


Extreme Pro shown.

Actual product may differ from photos.





HONDA ENGINE



THROTTLE CONTROL



DISCHARGE CHUTE

- Heavy-duty construction for dependable strength and long life.
- Impeller is dynamically balanced for smooth operation and optimum performance.
- 2° blower tilt at discharge gets airflow under leaves without losing ground clearance.
- Comfortable Sure-Grip foam wraps around tubular-steel, iso-mounted handles.
- Heavy-duty, 3/4" solid-steel axles.
- Tie-down bracket and lift handle (Extreme and Extreme Pro).
- Engine features low-oil shutoff.
- Proven Honda® engines on the Extreme and Extreme Pro.
 - Powerful and quiet with low fuel consumption and low emissions.
 - Precision-balanced engine provides exceptionally smooth performance.
- Commercial-grade, all-steel, mechanical throttle control features a plastic debris cover for worry-free performance.
- Large discharge openings are positioned only 2" off the ground for better debris lifting.
 - Front- or side-discharge adjustment via a simple lever.
 - Extreme and Extreme Pro also have an adjustable discharge angle via a remote lever on the handlebar.
- Front Swivel Wheel accessory is available to add even easier maneuverability for Extreme and Extreme Pro models.

	CLASSIC™	EXTREME™	EXTREME PRO™
Model	LBC15-BS950	LBX15-GX270	LBXP17-GX390
Engine	Briggs BS950	Honda® GX270	Honda® GX390
HP	6.5	8.5	11.7
CFM Output	1,392	2,293	2,824
Frame Construction	All-steel, welded 10-gauge		
Impeller	15", 4-blade, welded steel	15", 6-blade, welded steel	17", 6-blade, welded steel
Impeller Mounting	Keyed crankshaft, bolt with thread-lock	Tapered locking hub	
Vibration Control	4-point iso-mount handlebar	8-point iso-mount handlebar	
Discharge Control	Front/Side	Front/Side, remote angle adjustment	
Front Wheel	1.5" x 6" flat-free tire	9" x 3.5" pneumatic tire	4.10" x 3.5" pneumatic tire
Rear Wheels	4.10" x 3.5" pneumatic Turf Safe tires		13" x 5"-6" pneumatic Turf Safe tires
Warranty	1-Year Commercial; 2-Year Non-Commercial; 90-Day Rental	2-Year Commercial; 2-Year Non-Commercial; 90-Day Rental	

SPECIFICATIONS



A large orange Scag tow-behind truck loader is shown against a grey background. The machine has a large black corrugated discharge chute on top, a blue corrugated hopper on the side, and a black engine compartment. A red traffic cone is mounted on the side. The Scag logo is visible on the side of the machine. The machine is mounted on a single wheel with an orange rim. A tow bar with a hitch and chains is attached to the front.

SCAG
POWER EQUIPMENT

TRUCK LOADERS INDUSTRIAL TOW-BEHIND

THE BEST OF THE BEST FOR THE BEST

When nothing but the toughest, most powerful equipment will do, the Scag® Industrial Tow-Behind Truck Loader's commercial-grade size and quality gets the job done. Whether that job is for landscapers, golf courses or municipal operations, three powerful engine options give you the freedom to choose what's best for you.

TLB25-35BV shown.



TLB25-48KBD shown with optional Brake Kit.

- 25"-diameter, welded-steel impeller with ½"-thick steel blades.
- Adjustable, commercial-grade hose boom with chain support and spring-pin transport lock.
- Convenient, bolt-in, replaceable ¼"-steel wear liners.
- Reliable electric start (battery and all-weather box included).
- Ambidextrous nozzle handle.
- 4-ply tires with Torflex® (3,500 lb) heavy-duty axles.
- Front swivel jack with wheel and rear stand.
- Height-adjustable 2⅝" ball hitch (TLB25-35BV and TLB25-37CH) or pintle hitch (TLB25-48KBD) standard.
- Standard 3-hole tool rack.
- Highway-ready:*
 - Fenders, safety chains, tail lights, side markers and license plate bracket.
 - Standard Roadside Package (traffic cones and wheel chocks with holders).
- 3-position, adjustable-length trailer tongue on TLB25-35BV and TLB25-37CH models.
- Transport lock pin secures the intake nozzle to the trailer when not in use.
- Various accessories available.

*Reference your local regulations to ensure compliance.

	BRIGGS & STRATTON VANGUARD BIG BLOCK	KOHLER COMMAND PRO	KUBOTA DIESEL
Model	TLB25-35BV	TLB25-37CH	TLB25-48KBD
Engine	Briggs & Stratton® Vanguard™ BIG BLOCK™, V-Twin, electric start	Kohler® Command PRO® EFI, V-Twin, electric start	Kubota®, 4-cylinder, liquid-cooled, electric start
HP**	35	37	48
Fuel Capacity	8.5 gallons		
CFM Output	6,781	6,909	7,318
Impeller / Housing	25" welded steel, 4 blades in 10.5"-wide housing		
Impeller Mounting	Straight bore		
Hose	84" length, 16"-diameter intake hose, 0.045 blue thermoplastic rubber, wire helix with wearstrip		
Hitch Class Required	10,000 lb		
Accessories	Brake Kit; Light Kit		
Warranty	2-Year Commercial; 90-Day Rental		

**Engine power levels as rated by the manufacturer. All models subject to availability.



SPECIFICATIONS

See full specifications on page 65.
Actual product may differ from photos.



SCAG
POWER EQUIPMENT



TRUCK LOADERS
TOW-BEHIND

**READY FOR
THE LONG HAUL**

Whatever the job throws at you, these ultra-tough Scag® Tow-Behind Truck Loaders bring durability and efficiency to any setting. Featuring two engine options and a two-year warranty, you can take comfort knowing these tow-behinds will keep you ahead of the pack.

TL20W-29BV shown.



- 20"-diameter, welded-steel impeller with 3/8"-thick steel blades.
- Adjustable hose boom with chain support and spring-pin transport lock.
- Convenient, bolt-in, replaceable 1/4"-steel wear liners.
- Rear access to wear plates and impeller.
- Reliable electric start (battery and all-weather box included).
- Ambidextrous nozzle handle.
- Torflex® (2,000 lb) heavy-duty axles.
- Highway-ready:*
 - Fenders, safety chains, tail lights, side markers and license plate bracket.
 - Optional Roadside Package. (traffic cones and wheel chocks with holders).
- Front swivel jack with wheel and rear stand.
- Standard 3-hole tool rack.
- Height-adjustable, 2" ball hitch standard; will also accept a pintle hitch or 2 5/16" ball hitch.
- 3-position, adjustable-length trailer tongue.
- Transport lock pin secures the intake nozzle to the trailer when not in use.
- Various accessories available.

*Reference your local regulations to ensure compliance.

KOHLER ELECTRONIC FUEL INJECTION

BRIGGS & STRATTON VANGUARD BIG BLOCK

Model	TL20W-26CH-EFI	TL20W-29BV
Engine	Kohler® Command PRO® EFI, V-Twin, electric start	Briggs & Stratton® Vanguard™ BIG BLOCK™, V-Twin, electric start
HP**	26.5	29
Fuel Capacity	5.5 gallons	
CFM Output	4,680	
Impeller / Housing	20" welded steel, 4 blades in 7.5"-wide housing	
Impeller Mounting	Tapered locking hub	
Hose	120" length, 12"-diameter intake hose, 0.045 black thermoplastic rubber, wire helix with wearstrip	
Accessories	Brake Kit; Roadside Package (traffic cones & wheel chocks with holders); Halogen Light Kit	
Warranty	2-Year Commercial; 2-Year Non-Commercial; 90-Day Rental	

**Engine power levels as rated by the manufacturer. All models subject to availability.



SPECIFICATIONS

See full specifications on page 65.
Actual product may differ from photos.



SCAG
POWER EQUIPMENT




TRUCK LOADERS
SKID-MOUNT

**IT ALL
COMES DOWN
TO UPTIME**

Our Skid-Mount Truck Loaders are known for their reliability and productivity. With convenient, single-operator functionality and robust, heavy-duty components, they promise what you want most: greater uptime and higher efficiency for your operation.

TLS20-18BV shown.



TLS20-18BV shown with swing-away TL Hitch-Mount accessory.

- Heavy-duty, all-steel, welded construction.
- 20"-diameter, welded-steel impeller with $\frac{3}{8}$ "-thick steel blades.
- Replaceable, $\frac{1}{4}$ " wear liners in blower housing.
- Easy rear access to wear plates and impeller.
- Reliable electric start (battery included).
- Adjustable hose boom and spring-pin transport lock.
- Ambidextrous nozzle handle.
- Comes standard with 4" skid risers; swing-away hitch-mount option available (TLS20-18BV).
- Stack Extension accessory offers customization to better fit your personal setup.
- Quick-detach hose for quick and easy transport, storage and cleaning.
- Transport lock pin secures the intake nozzle to the loader when not in use.
- Optional Light Kit available.

SKID-MOUNT

INDUSTRIAL SKID-MOUNT

Model	TLS20-18BV	TLS20W-29BV
Engine	Briggs & Stratton® Vanguard™, V-Twin, electric start	Briggs & Stratton® Vanguard™ BIG BLOCK™, V-Twin, electric start
HP*	18	29
Fuel Capacity	1.75 gallons	5.5 gallons
CFM Output	3,075	4,680
Impeller / Housing	20" welded steel, 4 blades in 6"-wide housing	20" welded steel, 4 blades in 7.5"-wide housing
Impeller Mounting	Tapered locking hub	
Hose	144" length, quick-detach, 10"-diameter intake hose, 0.045 black	120" length, quick-detach, 12"-diameter intake hose, 0.045 black
Accessories	Swing-away TL Hitch-Mount accessory (Class III hitch or heavier required); Light Kit; Stack Extension	Light Kit; Stack Extension
Warranty	2-Year Commercial; 2-Year Non-Commercial; 90-Day Rental	


SPECIFICATIONS

*Engine power levels as rated by the manufacturer. All models subject to availability.



SCAG
POWER EQUIPMENT

UNMATCHED PRODUCTIVITY




ON THE JOB

RIDERS* (ACRES PER 8-HOUR DAY)

**Based on 6 mph average cutting speed.
Totals reduced 20% to allow for overlap and turns.*

AT HOME



RIDERS* (ACRES PER HOUR)

**Based on 6 mph average cutting speed.
Totals reduced 20% to allow for overlap and turns.*

WARRANTY OPTIONS

THE BEST WARRANTIES YOU'LL PROBABLY NEVER NEED

We are proud of the quality of our mowers and their well-earned reputation for durability. Scag® mowers are engineered and manufactured to the highest industry standards. We use only the best components and manufacturing processes. To show our commitment to you, our customer, and to these top-quality Scag products, we back them with a very strong warranty.

MOWER PRODUCT WARRANTIES

2-YEAR COMMERCIAL WARRANTY

Most new Scag mowers are covered by a limited two-year warranty for commercial use.[†] This warranty covers manufacturing defects for two years, including parts and labor.^{**}

3-YEAR/500-HOUR NON-COMMERCIAL WARRANTY

Most new Scag mowers are covered by a limited three-year or 500-hour warranty (whichever comes first) for non-commercial use.^{**} This warranty covers manufacturing defects for up to three years, including parts and labor. This limited warranty is for non-commercial owners only (excludes Liberty® Z models).

ACCESSORY WARRANTY

Scag mower accessories are warranted for 90 days.^{**} Grass Catcher blower assembly is covered for one year, including parts and labor, excluding belts.

FREEDOM Z COMMERCIAL WARRANTY

All new Scag Freedom Z® mowers are covered by a one-year limited commercial warranty.^{**} This warranty covers manufacturing defects, including parts and labor.

LIBERTY Z NON-COMMERCIAL WARRANTY

All new Scag Liberty Z mowers are covered by a limited five-year or 750-hour warranty (whichever comes first) for non-commercial use.^{**} This warranty covers manufacturing defects for up to five years, including parts and labor. This limited warranty is for non-commercial owners only. No commercial warranty coverage for the Liberty Z.

VELOCITY PLUS 3-YEAR DECK AND SPINDLE WARRANTIES

Scag Velocity Plus™ and Advantage Cutter Decks and cast-iron blade spindles are warranted against manufacturing defects for three years,^{**} parts and labor for two years, and parts coverage for the third year.

DEBRIS MANAGEMENT EQUIPMENT PRODUCT WARRANTIES

1-YEAR COMMERCIAL / 2-YEAR NON-COMMERCIAL / 90-DAY RENTAL

- Classic™ Wheeled Blower

2-YEAR COMMERCIAL / 2-YEAR NON-COMMERCIAL / 90-DAY RENTAL

- | | | |
|-------------------------------|--------------------------------------|---------------------------|
| ■ Extreme™ Wheeled Blower | ■ Skid-Mount Truck Loader | ■ Tow-Behind Truck Loader |
| ■ Extreme Pro™ Wheeled Blower | ■ Industrial Skid-Mount Truck Loader | ■ Windstorm® |

2-YEAR COMMERCIAL / 90-DAY RENTAL

- Industrial Tow-Behind Truck Loader

[†] Excludes Freedom Z and Liberty Z.

^{**} See the Scag Limited Warranty Statement for complete details.





ACCESSORIES
GRASS CATCHERS



CLAM-SHELL GRASS CATCHER

TURF TIGER II



FABRIC 3-BAG GRASS CATCHER

TIGER CAT II

- High-capacity, 12-bushel/112-gallon hopper.
- Easily dump the hopper from the operator's seat. Ideal for on-site dumping or dumping onto a tarp.
- After the initial installation, the blower, debris tube and hopper can be quickly removed or reinstalled.
- High-speed, balanced, all-steel blower is spindle-driven off of the cutter deck. No auxiliary engine means less weight, less maintenance, lower cost and quieter operation.
- The debris screen simply slides out from the side of the hopper and can be cleaned at any time without having to first empty the hopper.
- Spring-loaded, self-adjusting belt drives the powerful, debris-reducing blower.
- Vertical blower design increases mower width by only 8½" for the Tiger Cat® II, Cheetah II™ and Turf Tiger™ II models. That's narrower than the discharge chute and allows for easy trimming and convenient trailer loading.
- Blower assembly (excluding belt) is covered by a 1-year warranty.



CLAM-SHELL GRASS CATCHER & FABRIC 3-BAG GRASS CATCHER: All spindle-driven catchers have a balanced, all-steel, 4-blade blower that pulverizes debris, reducing particle size to increase packing density.



CLAM-SHELL GRASS CATCHER & FABRIC 3-BAG GRASS CATCHER: Both of the catchers include front weights and a mounting bar, keeping the center of gravity low and stable (number of weights depends on catcher and mower model).



FABRIC 3-BAG GRASS CATCHER: Three tapered, commercial-grade, fabric grass-collection bags make dumping easy. Optimum debris packing means less time emptying the bags and more productive mowing.

- High-capacity, 16-bushel/148-gallon bagging system.
- Individual bags are ideal for dumping into containers or back of a truck.
- After the initial installation, the blower, debris tube and 3-bag collection unit can be quickly removed or reinstalled.
- High-speed, balanced, all-steel blower is spindle-driven off of the cutter deck. No auxiliary engine means less weight, less maintenance, lower cost and quieter operation.
- Metal debris screen inside hood is durable and easy to clean.
- Spring-loaded, self-adjusting belt drives the powerful, debris-reducing blower.
- Vertical blower design increases mower width by only 8½" for the Tiger Cat II, Cheetah II and Turf Tiger II models. That's narrower than the discharge chute and allows for easy trimming and convenient trailer loading.
- Blower assembly (excluding belt) is covered by a 1-year warranty.



FABRIC 3-BAG GRASS CATCHER: Hard, molded-plastic bottoms help keep the bags safe from curb and trailer damage. The steel grab handle and tapered bag design make emptying the bags easy.

Actual product may differ from photos.



ACCESSORIES **GRASS CATCHERS**

FABRIC 2-BAG GRASS CATCHER



V-RIDE II



PATRIOT

- 2-Bag Catcher with Spindle-Driven Blower available for V-Ride™ II and Patriot models only. Spindle-driven 2-bag catcher models include a 6" debris tube.



LIBERTY Z

- Heavy-duty, 2-Bag Grass Catcher with 8" debris tube provides seven bushels of collection capacity. This system uses ultra-tough, commercial-grade bags for optimum debris packing and easy emptying. Fits Patriot™, Freedom Z® and Liberty® Z models.

FABRIC BAG GRASS CATCHER

The Scag® Fabric Bag Grass Catcher features a 4-cubic-foot capacity and is lightweight for easy dumping.



Actual product may differ from photos.



Hard, molded-plastic bottoms help keep the bags safe from curb and trailer damage. The steel grab handle and tapered bag design make emptying the bags easy.



Two tapered, commercial-grade, fabric grass-collection bags make dumping easy. Optimum debris packing means less time emptying the bags and more productive mowing.



2-Bag Catchers include front weights and a mounting bar, keeping the center of gravity low and stable (number of weights depends on catcher and mower model).



All spindle-driven catchers have a balanced, all-steel, 4-blade blower that pulverizes debris, reducing particle size to increase packing density. Spindle-Driven Blower available for V-Ride II™ and Patriot™ models only.



ENHANCE YOUR INVESTMENT WITH THESE GREAT ACCESSORIES



Trailer Hitch (250 lb. capacity) lets you haul a trailer or pull tow-behind attachments. Available for Tiger Cat® II, Cheetah II™ and Turf Tiger™ II models, as well as some other previous models. Patriot™, Freedom Z® and Liberty® Z Hitch also available.




Replaceable Wear Pad protects the trim side of the deck from curb and trailer damage. Also protects property from being damaged by the deck. Available for select Velocity Plus™ and Advantage deck models only.



Semi-Pneumatic, Flat-Free Caster Tires minimize downtime. Available in a wide range of sizes to fit most mowers. Standard on most new models, excluding Patriot, Freedom Z and Liberty Z. Available as an option for the Patriot and Freedom Z and select previous models.



Convenient Scag® Mulch Plate lets you convert from side discharge to mulching mode while in the field. There's a mulching plate designed to fit all current and most previous Scag mowers.



Patented Blade Buddy™ prevents cutter blade from rotating while changing blades. Makes blade removal and reinstallation quick and easy.




Hurricane Plus™ Mulch System fits all Velocity Plus decks. The patented mulching system employs productive "Eye of the Hurricane" mulching plates, baffles and Eliminator™ blades. Hurricane Mulch System also available for most new Advantage decks, SWZT, Patriot, Freedom Z and Liberty Z.



Eliminator Blades feature a serrated "double-cut" edge, shredding the grass and returning clippings and nutrients back to the soil. Eliminator blades are included with the Hurricane Plus Mulch System or can be purchased separately for use with the Mulch Plate. Other blades also available for various cutting conditions.



Patented Tiger Striper gives grass a high-profile, professionally striped finish. It features a spring-loaded roller design for enhanced pattern appearance. Kit easily installs and removes in minutes. Kits available for Patriot, Freedom Z, Liberty Z, Tiger Cat II, Cheetah II and Turf Tiger II, as well as select previous models.



Turf Tiger Bumper provides additional protection against trailer damage and damage from objects in the field. Fits Turf Tiger II models. (May not be used in conjunction with grass catchers.)

Accessories may vary by model and may differ from photos shown here.



The Scag Operator-Controlled Discharge Chute (OCDC) allows the operator to temporarily close off the cutter deck's discharge opening when mowing along sidewalks, around flower beds, etc. Available for select Velocity Plus deck models only.



Foldable Roll-Over Protection System (ROPS) folds down for transport and storage. Easy-mount ROPS features OSHA 1928 certification and seatbelt. Available as an option for current Freedom Z and some other previous Scag models.



Torsion-Spring Suspension Seat adjusts to operator's weight to provide extra comfort. Features forward and rearward adjustment and adjustable back angle. Standard on new Patriot, Tiger Cat II and Turf Tiger II models. (Not available for Cheetah II, Freedom Z or Liberty Z models.)



LED Light Kit is easy to mount and extends visibility. Various kits available to fit all new zero-turn riders and stand-on mowers. Appearance of light kit varies by mower model.



Classy Chrome Wheel Covers are made of extremely durable plastic. They include metal retaining tabs and an access hole for the valve stem, and proudly feature the Scag logo in chrome. Available in 8" and 12" diameters to fit most Patriot, Freedom Z, Liberty Z, Turf Tiger II, Cheetah II, Tiger Cat II and V-Ride™ II models and some SWZT and SWZ models. Sold in sets of two to fit the rear drive wheels.



WEAR IT WITH PRIDE

ScagShop.com is your exclusive online source for the latest official Scag wearables and gift items. Check out the fantastic selection of hats, shirts (adult and youth sizes), jackets, drinkware, signage, gifts and much more. Place your order directly online and have it shipped right to your home or workplace. Great prices, fast service. Check back often so you don't miss out on the newest styles!

Items shown above are for illustration only. Actual selection of items can change often and without notice or obligation.

Note: Scag replacement parts and machine accessories are not available on ScagShop.com. Contact your local Scag dealer to order these items.



SCAG FILTERS & LUBRICANTS

You have invested in Scag: "Simply the Best" power equipment that money can buy. Why would you risk the longevity of its critical systems by using inferior filters and lubricants?

Genuine Scag Filters and Lubricants are specially designed to meet the specific needs of your high-performance Scag machine.



SPECIFICATIONS

DEBRIS MANAGEMENT EQUIPMENT



WINDSTORM®

EXTREME PRO™

EXTREME™

CLASSIC™

WHEELED BLOWERS

Model	WS23-37BV-EFI	LBXP17-GX390	LBX15-GX270	LBC15-BS950
Engine	B&S Vanguard EFI	Honda® GX390	Honda® GX270	Briggs & Stratton® BS950
HP*	37	11.7	8.5	6.5
CFM Output	Effective CFM: 6,000 Theoretical Peak CFM: 7,500	2,824	2,293	1,392
Electric Clutch	Ogura GT3.5 (250 ft lb) with Softstart Electric Clutch Controller	n/a		
Frame Construction	All-steel, welded 10-gauge			
Impeller Construction	All-steel, welded, 8-blade, dynamically balanced	All-steel, welded, 6-blade, dynamically balanced		All-steel, welded, 4-blade, dynamically balanced
Impeller Mounting	Tapered locking hub			Keyed crankshaft, bolt with thread-lock
Impeller Diameter / Width	23" / 8.5"	17" / 4.25"	15" / 4.25"	15" / 3.5"
Housing Construction	All-steel, welded, 12-gauge front and side housing plate and 10-gauge back housing plate	All-steel, welded, 10-gauge front and back housing plates; 12-gauge skirt		
Housing Width	10"	6.0"		4.5"
Blower Tilt Angle	16 degrees of total vertical tilt; 180 degrees of left/right horizontal rotation	2-degree tilt at discharge; allows blower to more effectively get under wet, heavy debris		
Handlebar	n/a	Tubular steel with thick, comfortable foam grip; 3-position, adjustable height		
Vibration Control	n/a	8-point iso-mount handlebar		4-point iso-mount handlebar
Discharge Opening	69 square inches	25.25 square inches		16 square inches
Discharge Control, Front/Side	Nozzle Direction System features a separate auto left/right switch and fine-tune switch for up to 180 degrees of rotation.	Quick-lever located near discharge		
Discharge Control, Angle	Yes – located for easy reach from operator's position. Up to 16 degrees of vertical tilt adjustment	Discharge angle control via remote lever on handlebar		n/a
Axle	n/a	3/4"-diameter steel		
Front Wheel	13" x 5"-6", flat-free	4.10" x 3.5" pneumatic tire	9" x 3.5" pneumatic tire	1.5" x 6" flat-free tire
Rear Wheels	24" x 9.5"-12", 4-ply	13" x 5"-6" pneumatic Turf Safe tires	4.10" x 3.5" pneumatic Turf Safe tires	
Length	71.50"	52"	56"	43"
Width	51.00"	30.25"	28"	27"
Weight	943 lb	190 lb	160 lb	105 lb
Warranty	2-Year Commercial; 2-Year Non-Commercial; 90-day Rental	2-Year Commercial; 2-Year Non-Commercial; 90-Day Rental		1-Year Commercial; 2-Year Non-Commercial; 90-Day Rental

*Engine power levels as rated by the manufacturer. All models subject to availability.

TRUCK LOADERS

TOW-BEHIND

INDUSTRIAL TOW-BEHIND

Model	TL20W-26CH-EFI	TL20W-29BV	TLB25-35BV	TLB25-37CH	TLB25-48KBD
Engine	Kohler® Command PRO® EFI, V-Twin, electric start	Briggs & Stratton® Vanguard™ BIG BLOCK™, V-Twin, electric start	Briggs & Stratton® Vanguard™ BIG BLOCK™, V-Twin, electric start	Kohler® Command PRO® EFI, V-Twin, electric start	Kubota®, 4-cylinder, liquid-cooled, electric start
HP*	26.5	29	35	37	48
Fuel Capacity / Tank	5.5 gallons / plastic tank with built-in fuel gauge		8.5 gallons / steel tank with built-in fuel gauge		
CFM Output	4,680		6,781	6,909	7,318
Frame Construction	All-steel, welded				
Impeller Construction	4-blade, 3/8"-thick blades, all-steel, welded		4-blade, 1/2"-thick blades, all-steel, welded		
Impeller Mounting	Tapered locking hub		Straight bore		
Impeller Diameter / Width	20" / 6.5"		25" / 9"		
Blower Housing Construction	Removable back panel for easy impeller & wear plate access				
Blower Housing Width	7.5"		10.5"		
Blower Housing Wear Plates	Standard: 1/4"-steel, replaceable				
Hose Specifications	120" length, 12"-diameter intake hose, 0.045 black thermoplastic rubber, wire helix with wearstrip		84" length, 16"-diameter intake hose, 0.045 blue thermoplastic rubber, wire helix with wearstrip		
Unit Mounting	Hitch: At least Class III rating		Hitch: At least 10,000 lb rating		
Discharge Tube	Clear thermoplastic, 8" diameter				
Throttle Control	Commercial-grade, all-steel mechanicals, plastic debris cover		Commercial-grade, all-steel mechanicals		
Highway Ready**	Yes – optional Roadside Package available		Yes – standard Roadside Package		
Axle	Heavy-duty Dexter Torflex® axle - 2,000 lb		Heavy-duty Dexter Torflex® axle - 3,500 lb		
Tires	205 / 75 R15 highway tires with steel wheels				
Trailer Width	53.5"		66.75"		
Height	110"		121.25"		
Weight	990 lb	1,060 lb	1,700 lb		2,300 lb
Warranty	2-Year Commercial; 2-Year Non-Commercial; 90-Day Rental		2-Year Commercial; 90-Day Rental		

SKID-MOUNT

INDUSTRIAL SKID-MOUNT

Model	TLS20-18BV	TLS20W-29BV
Engine	Briggs & Stratton® Vanguard™, V-Twin, electric start	Briggs & Stratton® Vanguard™ BIG BLOCK™, V-Twin, electric start
HP*	18	29
Fuel Capacity / Tank	1.75 gallons / engine-mounted metal tank	5.5 gallons / plastic tank with built-in fuel gauge
CFM Output	3,075	4,680
Frame Construction	All-steel, welded	
Impeller Construction	4-blade, 3/8"-thick blades, all-steel, welded	
Impeller Mounting	Tapered locking hub	
Impeller Diameter / Width	20" / 5.25"	20" / 6.5"
Blower Housing Construction	Removable back panel for easy impeller & wear plate access	
Blower Housing Width	6"	7.5"
Blower Housing Wear Plates	Standard: 1/4"-steel, replaceable	
Hose Specifications	120" length, 10"-diameter quick-detach intake hose, 0.045 black	120" length, 12"-diameter quick-detach intake hose, 0.045 black
Unit Mounting	4" steel skid risers	
Discharge Tube	Clear thermoplastic, 7" diameter	Clear thermoplastic, 8" diameter
Throttle Control	Commercial-grade, all-steel mechanicals, plastic debris cover	
Height	74.25" (without skid or hitch mount attached)	75" (without skid mount attached)
Weight	437 lb	675 lb
Warranty	2-Year Commercial; 2-Year Non-Commercial; 90-Day Rental	

*Engine power levels as rated by the manufacturer. All models subject to availability.

**Reference your local regulations to ensure compliance.



MOWERS MODEL LISTING



TURF TIGER™ II

MODEL NUMBER	DECK WIDTH	HP*	ENGINE	WEIGHT (LBS)
STTII-52V-31BV	52"	31	Briggs Vanguard™ BIG BLOCK™ – a/c	1418
STTII-52V-25CH-LP-EFI		25	Kohler® Command PRO® LP – propane-powered, electronic fuel injection	1505
STTII-61V-25CH-LP-EFI	61"	25	Kohler® Command PRO® LP – propane-powered, electronic fuel injection	1625
STTII-61V-31BV		31	Briggs Vanguard™ BIG BLOCK™ – a/c	1538
STTII-61V-31DFI		31	Kawasaki® – digital fuel injection, l/c	1496
STTII-61V-35BV		35	Briggs Vanguard™ BIG BLOCK™ – a/c	1519
STTII-61V-37BV-EFI		37	Briggs Vanguard™ BIG BLOCK™ – electronic fuel injection	1519
STTII-61V-25KBD	72"	25	Kubota® – 3-cylinder, diesel-powered	1728
STTII-72V-31DFI		31	Kawasaki® – digital fuel injection, l/c	1556
STTII-72V-37BV-EFI		37	Briggs Vanguard™ BIG BLOCK™ – electronic fuel injection	1556
STTII-72V-25KBD		25	Kubota® – 3-cylinder, diesel-powered	1758



CHEETAH II™

SCZII-61V-31FX	61"	31	Kawasaki® FX – V-Twin, a/c	1377
SCZII-61V-37BV-EFI		37	Briggs Vanguard™ BIG BLOCK™ – electronic fuel injection	1364
SCZII-61RD-31FX		31	Kawasaki® FX – V-Twin, a/c	1377
SCZII-72V-31FX	72"	31	Kawasaki® FX – V-Twin, a/c	1412
SCZII-72V-37BV-EFI		37	Briggs Vanguard BIG BLOCK™ – electronic fuel injection	1399



TIGER CAT® II

STCII-48V-22FX	48"	22	Kawasaki® FX – V-Twin, a/c	1171
STCII-52V-25CV-EFI	52"	25	Kohler® Command PRO® – electronic fuel injection, a/c	1180
STCII-52V-26FT-EFI		26	Kawasaki® FT – electronic fuel injection, a/c	1175
STCII-61V-26FT-EFI	61"	26	Kawasaki® FT – electronic fuel injection, a/c	1257
STCII-61V-32BV		32	Briggs Vanguard™ BIG BLOCK™ – a/c	1277



PATRIOT™

SPZ52-22FX	52"	22	Kawasaki® FX – V-Twin, a/c	840
SPZ52-23CV		23	Kohler® Command PRO® – V-Twin, a/c	911
SPZ61-23FX	61"	23	Kawasaki® FX – V-Twin, a/c	952
SPZ61-25CV		25	Kohler® Command PRO® – V-Twin, a/c	956

*Engine power levels as rated by the manufacturer. All models subject to availability.



FREEDOM Z®

MODEL NUMBER DECK WIDTH HP* ENGINE WEIGHT (LBS)

SFZ48-22KT	48"	22	Kohler® 7000 Series – V-Twin	745
SFZ52-24KT	52"	24	Kohler® 7000 Series – V-Twin	765



LIBERTY® Z

SZL36-18FR	36"	18	Kawasaki® FR – V-Twin	555
SZL48-21FR	48"	21	Kawasaki® FR – V-Twin	612
SZL52-21FR	52"	21	Kawasaki® FR – V-Twin	646
SZL61-26KT	61"	26	Kohler® 7000 Series – V-Twin	695



V-RIDE™ II

SVRII-32A-16FX	32"	16	Kawasaki® FX – V-Twin	818
SVRII-36A-19FX	36"	19	Kawasaki® FX – V-Twin	832
SVRII-48V-22FX	48"	22	Kawasaki® FX – V-Twin	1015
SVRII-52V-23FX	52"	23	Kawasaki® FX – V-Twin	1031
SVRII-52V-25CV-EFI		25	Kohler® Command PRO® – electronic fuel injection, a/c	1005
SVRII-61V-25FX	61"	25	Kawasaki® FX – V-Twin	1127
SVRII-61V-29CV-EFI		29	Kohler® Command PRO® – electronic fuel injection, a/c	1135
SVRII-61V-37BV-EFI		37	Briggs Vanguard™ BIG BLOCK™ – electronic fuel injection	1145



SWZT

SWZT36-14FS	36"	14	Kawasaki® FS – V-Twin	550
SWZT48-15FS	48"	15	Kawasaki® FS – V-Twin	585
SWZT52-18FS	52"	18	Kawasaki® FS – V-Twin	605
SWZT52-18FSE		18	Kawasaki® FS – V-Twin, electric-start	605
SWZT61-22FSE	61"	22	Kawasaki® FS – V-Twin, electric-start	665



SWZ

SWZ36A-14FS	36"	14	Kawasaki® FS – V-Twin	515
SWZ48V-15FS	48"	15	Kawasaki® FS – V-Twin	565
SWZ52V-18FS	52"	18	Kawasaki® FS – V-Twin	585
SWZL52V-22FSE		22	Kawasaki® FS – V-Twin, electric-start	660
SWZL61V-22FSE	61"	22	Kawasaki® FS – V-Twin, electric-start	717



SW

SW32-14FS	32"	14	Kawasaki® FS – V-Twin	450
SW36A-14FS	36"	14	Kawasaki® FS – V-Twin	470
SW48V-14FS	48"	14	Kawasaki® FS – V-Twin	515
SW52V-15FS	52"	15	Kawasaki® FS – V-Twin	535

**Engine power levels as rated by the manufacturer. All models subject to availability.*



OPTIONAL MOWER ACCESSORIES BY MODEL REFERENCE

SEE PAGES 58-63 FOR ACCESSORY DETAILS

Some accessories listed may not fit all sizes of models indicated. Many of the accessories shown are also available to fit older Scag® mowers. Contact your Scag dealer for details.

	TURF TIGER™ II	CHEETAH II™	TIGER CAT® II	PATRIOT™	FREEDOM Z®	LIBERTY® Z	V-RIDE™ II	SWZT	SWZ	SW
CLAM-SHELL SPINDLE-DRIVEN GRASS CATCHER	■	■	■							
FABRIC 3-BAG SPINDLE-DRIVEN GRASS CATCHER	■	■	■							
FABRIC 2-BAG GRASS CATCHER				■	■	■				
2-BAG SPINDLE-DRIVEN GRASS CATCHER				■			■			
FABRIC BAG GRASS CATCHER GC-F4				■	■	■	■	■	■	■
CHROME WHEEL COVERS	■	■	■	■	■	■	■	■	■	
HURRICANE/HURRICANE PLUS™ MULCH SYSTEM	■	■	■	■	■	■	■	■	■	■
MULCH PLATE*	■	■	■	■	■	■	■	■	■	■
TIGER STRIPE KIT*	■	■	■	■	■	■				
TRAILER HITCH*	■	■	■	■	■	■				
LIGHT KIT	■	■	■	■	■	■	■			
FLAT-FREE CASTER TIRE*				■	■					
BLADE BUDDY™	■	■	■	■	■	■	■	■	■	■
HOURLY METER									■	■
TURF TIGER BUMPER	■									
OPERATOR-CONTROLLED DISCHARGE CHUTE (OCDC)	■	■	■				■			
ADDITIONAL BLADE OPTIONS	■	■	■	■	■	■	■	■	■	■

* Also available for some older models.







Scag Power Equipment, Division of Metalcraft of Mayville, Inc.
1000 Metalcraft Drive, Mayville, WI 53050



GENUINE SCAG PARTS

Protect your Scag® equipment investment by using only genuine Scag replacement parts. Only genuine Scag parts are designed for an exact fit and to provide maximum performance and reliability. Do not settle for cheap imitations. Insist on genuine Scag replacement parts.



NEXT-DAY EMERGENCY PARTS DELIVERY

AVOID DOWNTIME WITH EXCELLENT DEALER SUPPORT

Scag dealers strive to keep a comprehensive inventory of service parts on hand and ready to meet your needs. We know you need to minimize downtime to make your business profitable. If a needed part is not in stock, Scag Emergency Parts Delivery can get that part to your dealer via next-day air delivery! Ask your dealer for details about this special service.



SCAG FINANCING PROGRAMS

YOUR EQUIPMENT BUDGET CAN GO EVEN FURTHER

We make it easy for you to own "Simply the Best" outdoor power equipment with special financing programs. Your Scag dealer can provide complete information on how to economically put a Scag machine to work for you.

OFFICIAL LAWN MOWER &
DEBRIS MANAGEMENT
EQUIPMENT OF:



PROUD NATIONAL
SPONSOR OF:



SIMPLY THE BRAVE:



Consult with your local Scag dealer regarding the "Simply the Brave" First Responder discount program.

Terms and conditions apply.

©2019-20 All information and specifications are accurate as of the date of publication. Because we strive to continually improve our products, Scag reserves the right to make changes at any time without notice or obligation. To view Scag patents, visit www.Scag.com/patents.html

p/n 20-33

SCAG.COM

